

Figure 14-5-1 Drum Major's Mace and Parade Cane




Figure 14-5-2 Drum Major – Basic Positions




Figure 14-5-3 Drum Major – Carry Position While Marching




Figure 14-5-4 Drum Major – Stepping Off Into the Carry in Quick Time




Figure 14-5-5 Drum Major – Stepping Off Into the Carry in Slow Time



Figure 14-5-6 Drum Major - Saluting




Figure 14-5-7 Drum Major – Stepping Off into the Trail

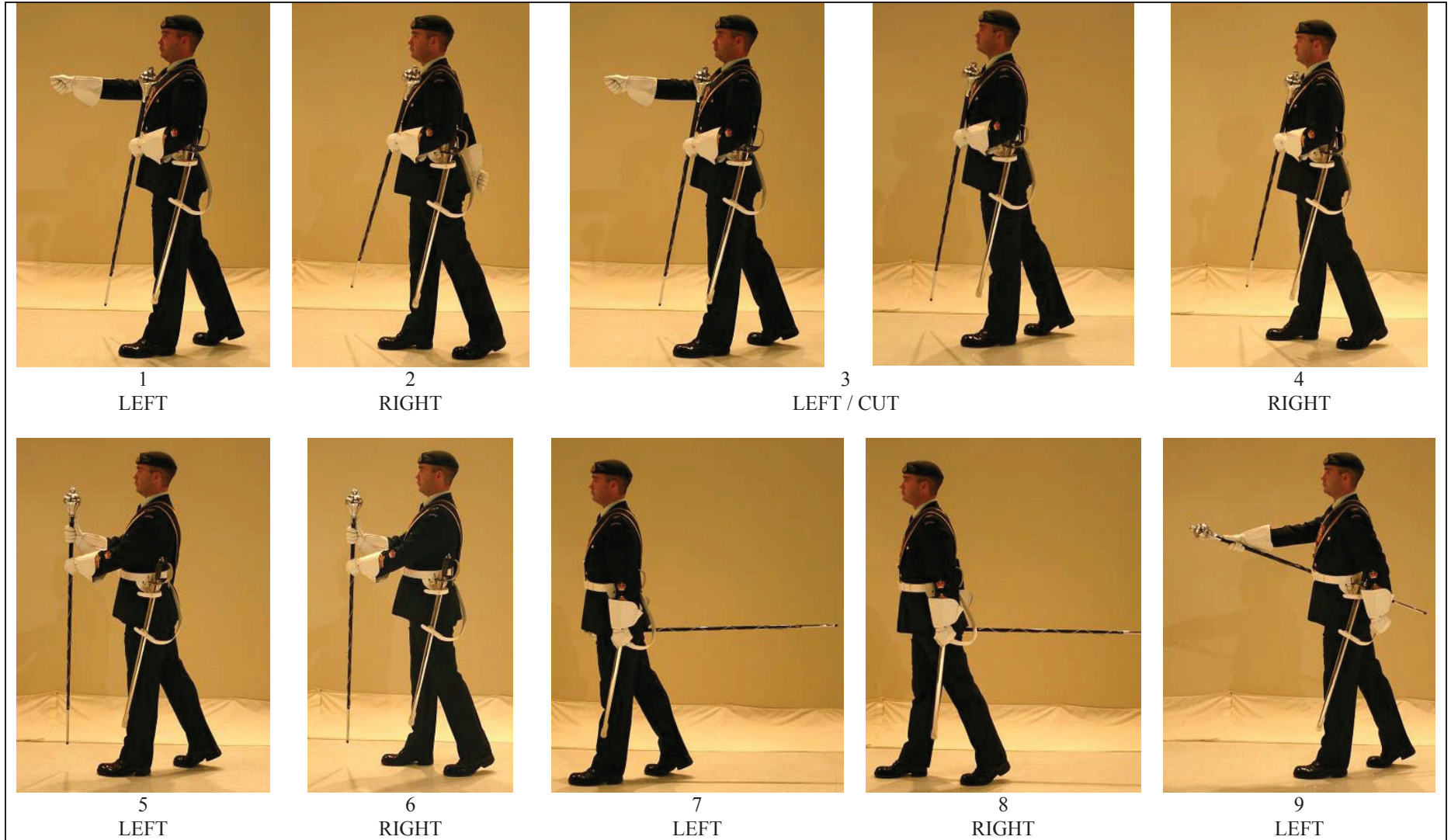


Figure 14-5-8 Drum Major – Changing from the Carry to the Trail in Quick Time: Viewed from the Left




Figure 14-5-9

Drum Major – Changing from Carry to the Trail in Quick Time: Viewed from the Right




Figure 14-5-10 Changing from the Carry to the Trail in Slow Time




Figure 14-5-11

Drum Major – Changing from the Trail to the Carry in Quick Time




Figure 14-5-12 Drum Major – Changing from the Trail to the Carry in Slow Time




Figure 14-5-13 Drum Major – Halting When Marching At the Tail

14-B-47




Figure 14-5-14 Drum Major – The State Walk in Slow Time




Figure 14-5-15 Drum Major – Walking the Mace in Quick Time



Figure 14-5-16 Drum Major – Stepping Off From the Halt




Figure 14-5-17 Drum Major – Mark Time (A)




Figure 14-5-17 Drum Major – Mark Time (B)



Figure 14-5-18 Drum Major – Halting a Band




Figure 14-5-19 Drum Major – Commence Playing at the Halt




Figure 14-5-20 Drum Major – Commence Playing on the March




Figure 14-5-21 Drum Major – Cease Playing at the Halt (A)



Figure 14-5-21 Drum Major – Cease Playing at the Halt (B)




Figure 14-5-22 Drum Major – Cease Playing on the March (A)



Figure 14-5-22 Drum Major – Cease Playing on the March (B)




Figure 14-5-23 Drum Major – Simultaneous Halt and Cease Playing



Figure 14-5-24 Drum Major – Changing March Tempo




Figure 14-5-25 Drum Major – Right Wheel




Figure 14-5-26 Drum Major - Left Wheel (A)




Figure 14-5-26 Drum Major – Left Wheel (B)




Figure 14-5-27

Drum Major – Standard Countermarch



Figure 14-5-28 Drum Major – Spiral Counter-march (A)



Figure 14-5-28 Drum Major – Spiral Countermarch (B)




Figure 14-5-29 Drum Major – Common Coordination Signal

FIGURES

14-2-1 Drill Positions for Piccolo

14-2-2 Drill Positions for Clarinet and Oboe

14-2-3 Drill Positions for Bassoon

14-2-4 Drill Positions for Alto and Tenor Saxophone

14-2-5 Drill Positions for Baritone Saxophone

14-2-6 Drill Positions for French Horn

14-2-7 Drill Positions for French Horn When Wearing Sword/Bayonet

14-2-8 Drill Positions for Trumpet

14-2-9 Drill Positions for Trombone

14-2-10 Drill Positions for Euphonium

14-2-11 Drill Positions for Tuba

14-2-12 Drill Positions for Snare Drum and Tenor Drum (Side Slung) (A) (B)

14-2-13 Drill Positions for Snare Drum (Flat Mount) (A) (B)

14-2-14 Drill Positions for Bass Drum (A) (B)

14-2-15 Drill Positions for Cymbals

14-2-16 Drill Positions for Bagpipes (A) (B)

14-2-17 Drill Positions for Bugle, Piston Bugle and Trumpet (A) (B)

A-PD-201-000/PT-000

14-2-18 Drill Positions for Fanfare Trumpet

14-2-19 Drill Positions for Bell Lyre

14-3-1 Conductor – Starting a March at the Halt

14-3-2 Conductor – Conducting and Ending a March

14-3-3 Conductor - Baton Carriage

14-4-1 Basic Band Formation, Even Number of Files

14-4-2 Basic Band Formation, Odd Number of Files

14-4-3 Band Formation, Pipes and Drums

14-4-4 Band Formation, Corps of Drums/Fifes/Trumpets/Bugles

14-4-5 Standard Countermarch

14-4-6 Spiral Countermarch – Band With Even Number of Files

14-4-7 Spiral Countermarch – Band With Odd Number of Files

14-5-1 Drum Major’s Mace and Parade Cane

14-5-2 Drum Major – Basic Positions

14-5-3 Drum Major – Carry Position While Marching

14-5-4 Drum Major – Stepping Off Into the Carry in Quick Time

14-5-5 Drum Major – Stepping Off Into the Carry in Slow Time

14-5-6 Drum Major – Saluting

14-5-7 Drum Major – Stepping Off Into the Trail

14-5-8 Drum Major – Changing from the Carry to the Trail in Quick Time: Viewed from the Left

14-5-9 Drum Major – Changing from the Carry to the Trail in Quick Time: Viewed from the Right

14-5-10 Drum Major – Changing from the Carry to the Trail in Slow Time

14-5-11 Drum Major – Changing from the Trail to the Carry in Quick Time

14-5-12 Drum Major – Changing from the Trail to the Carry in Slow Time

14-5-13 Drum Major – Halting When Marching at the Trail

14-5-14 Drum Major – The State Walk in Slow Time

14-5-15 Drum Major – Walking the Mace in Quick Time

14-5-16 Drum Major – Stepping Off From the Halt

14-5-17 Drum Major – Mark Time (A) (B)

14-5-18 Drum Major – Halting a Band

14-5-19 Drum Major – Commence Playing at the Halt

14-5-20 Drum Major – Commence Playing on the March

14-5-21 Drum Major – Cease Playing at the Halt (A) (B)

14-5-22 Drum Major – Cease Playing on the March (A) (B)

14-5-23 Drum Major – Simultaneous Halt and Cease Playing

A-PD-201-000/PT-000

14-5-24 Drum Major – Changing March Tempo

14-5-25 Drum Major – Right Wheel

14-5-26 Drum Major – Left Wheel (A) (B)

14-5-27 Drum Major – Standard Countermarch

14-5-28 Drum Major – Spiral Countermarch (A) (B)

14-5-29 Drum Major – Common Coordination Signal